

FUN ACTIVITIES TO END A TUTORING SESSION

1. Build a House! (Adaption of Hangman)

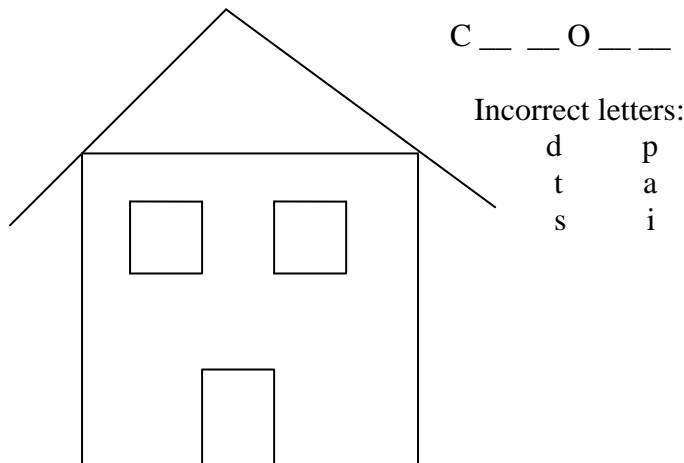
(We would advise, particularly with ESL (CaLD) students, not to play Hangman, as it could remind them of some trauma that they may have been exposed to in their life.)

How to Play -

Either tutor or student chooses a word and indicates, using dashes, how many letters in the word. You may like to make it a word that has been discussed in the lesson.

eg _ _ _ _ _ _ (colour)

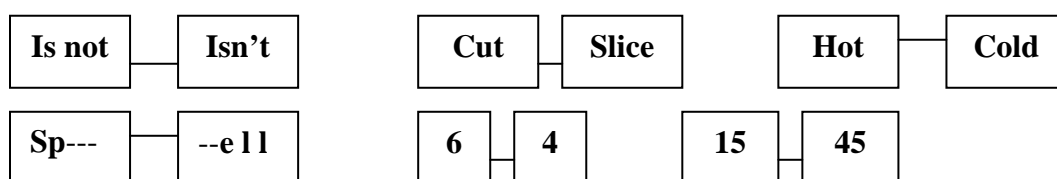
The other person then tries to guess the word by guessing each of the letters, one at a time. Correct letters can be put onto the appropriate dash. Incorrect letters get written down so they are not repeated. For each incorrect letter, a line of the house is drawn (see example). The idea of the game is to guess the word before the house is completed. Once the word is guessed or the house is completed, swap roles.



2. Memory (also known as Concentration)

Use playing cards, number cards, word or letter cards. Shuffle cards, and lay them out upside down on the table. Take it in turns to turn 2 cards over. If a pair is made, the player takes those cards. If not, turn the cards back over. The person with the most card pairs wins.

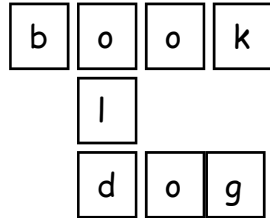
Word cards can be new words introduced in session, contractions eg **'is not'** matches with **'isn't'**, synonyms (words with similar meaning e.g. cut, slice), antonyms (words with opposite meaning eg hot, cold, words cut in half, e.g. sp ell, upper and lower case letters. Number cards can be same number, numbers that add up to 10 (or 20 or other number), or multiples of a particular number. There are many possibilities.



3. Scrabble!

Use either real scrabble letter tiles or make your own letter cards.

1. Turn the letters upside down or put them in a cloth bag.
2. Tutor and student choose 10 letters (example only) each from the tiles/cards.
3. See how many words can be made out of the letters.
4. Words can be formed individually, or can be arranged as on a scrabble board e.g.



If using actual scrabble letter tiles, you can use the scrabble letter values to score.

Note: It may be wise to have a “vowel” pile of letters and a “consonant” pile of letters and choose, e.g., 4 vowels and 6 consonants. This could be a good teaching point, or a refresher on what vowels and consonants are.

4. Alphabet Hunt

Tutor and student take it in turns to go through the letters of the alphabet and find an object in the room starting with each letter.

e.g. Tutor says “A” – amplifier

Student says “B” – book etc

If one person gets stuck and cannot think of an item, the other one can go instead. If both get stuck, miss this letter and move to the next one.

OR Play as above, but with a theme e.g. animals, words used in the tutoring session etc.

5. Word Snake

This one is lots of fun! Tutor and student take it in turns to think of words. The words could be:

- any words at all, particularly for a beginning student or one with limited English vocabulary **OR**
- ones that have been used somewhere in that day’s session (maybe in discussion or in the reading/writing activities) **OR**
- relating to a particular theme e.g. fruit/veges, animals, people’s names etc.

Either tutor or student writes the first word. The other person must write another word starting with the last letter of the previous word. Take it in turns, always using the last letter as the beginning letter of the next word, continuing the word snake in one long line or snaking around the page, e.g.:

peter**richard**david**denise**evelyn (peter/**richard**/**david**/**denise**/**evelyn**)

If one person cannot go, the other person can try. Finish either after a time period, or perhaps when word snake reaches other side of page. Some students (particularly those with an intellectual disability) may find it difficult to distinguish the words when strung together. In that case write the words with a space between each:

pear rhubar**b** banana apple etc.

More ‘fun activities’ are demonstrated as part of the Tutor Training Course. You may also have some great ideas – let us know so that we can update our collection.